

Enrol for AND's Adobe Photoshop + Illustrator Bootcamp Course, and learn these industry-leading software live for just ₹ 2,499 ~~₹ 29,998!~~

Live Online Sessions

Hands-on Learning

Industry-Recognised Certification


Collaborated Learning

Expert-led Training

8 sessions

24 hours

4 Weeks



Batch Starts
17 Oct 2024

Ps

Ai

What will you learn

Monday, 4th November | 7 - 10 pm

Session 1: Getting Started with Adobe Photoshop

- Introduction to Photoshop interface and workspace
- Essential tools: Move, Selection, Crop, Brush and Eraser
- Navigating and customising the workspace
- Understanding layers and their importance in non-destructive editing
- Basic techniques for making selections and using layer masks
- Practice Assignment 1

Thursday, 7th November | 7 - 10 pm

Session 2: Image Editing and Retouching

- Adjusting image brightness, contrast and colour balance
- Retouching imperfections with the Healing Brush and Clone Stamp tools
- Selective lightening and darkening with the Dodge and Burn tools
- Understanding the importance of non-destructive editing and adjustment layers
- Practice Assignment 2

Monday, 11th November | 7 - 10 pm

Session 3: Introduction to Layers and Masks

- Layers and their properties in Photoshop
- Layer masks for non-destructive editing
- Compositing and blending images using blending modes
- Advanced layer techniques like adjustment layers
- Practice Assignment 3

Thursday, 14th November | 7 - 10 pm

Session 4: Introduction to Filters and Effects

- Exploring filters and effects
- Applying filters for image enhancement and creative effects
- Creating and customising layer styles for text and shapes
- Smart filters for non-destructive editing and flexibility
- Practice Assignment 4

Thursday, 17th October | 7 - 10 pm

Session 1: Getting Started with Adobe Illustrator

- Introduction to Adobe Illustrator interface and workspace.
- Understanding the concept of vector graphics and shapes.
- Creating and managing documents.
- Working with basic shapes and paths.
- Practice Assignment 1

Monday, 21st October | 7 - 10 pm

Session 2: Exploring Illustrator Tools and Techniques

- Essential drawing techniques using Pen tool.
- Applying colours, gradients, and patterns to shapes and objects.
- Using the Appearance panel to create and edit effects.
- Introduction to the Transform panel for precise object manipulation.
- Practice Assignment 2

Thursday, 24th October | 7 - 10 pm

Session 3: Working with Text and Typography

- Understand typography principles and text manipulation in Illustrator.
- Learn about text formatting options and text effects.
- Explore techniques for integrating text with artwork.
- Understand how to apply colour and gradients.
- Practice Assignment 3

Monday, 28th October | 7 - 10 pm

Session 4: Exporting and Finalising Artwork

- Understand the process of exporting artwork for different purposes.
- Learn about different file formats and their uses.
- Explore techniques for preparing artwork for print and web.
- Introduction to packaging files for collaboration or printing.
- Practice Assignment 4

Fill the Course Enrolment Form today and unlock your creative potential!



What Will You Create?

Double Exposure Blend Effect



Colorful Background Effect with Art History Brush



Photo realistic compositions




Image Editing with Spot Healing, Clone Stamp and Content Aware Fill




Brush Color Blend Mode Painting




Type Tool & Shape Tool



Dreamy Effect using Screen Blend Mode




Posters using the Pen Tool, Type Tool and Basic Shapes



Typographic poster using the Type Tool and Basic Shapes




Create patterns using Shapes, Clip Mask, the Pen Tool, Pattern Fill, Radial Repeat, and Zig Zag Effect



Design menus using the Pathfinder, Pen Tool, Type Tool, Basic Shapes, and Clip Mask




Patterns using the Pen Tool, Pattern Fill, and Recolour options



Creating posters using the Pen Tool, Text Tool, Brushes, Basic Shapes, Twist Effect, and Clip Masks



Typographic poster using the Type Tool



What will you learn?

Zeba Khan (Refer to the main course page for further details on the instructor)

Who is this course for?

You should have completed Class 12 and be comfortable learning in English. (Refer to the main course page for further details)

What are the requirements for the course?

Refer to the main course page for requirement details

Enrol Now for the Photoshop + Illustrator Bootcamp Course in the Course Enrolment Form on the website after closing this tab.

